



# Acumens Freight, Duties & Tariffs Functionality Overview



Dynamics 365  
Business Central  
Version: MS Dynamics BC26

## Document History

### Revision History:

Version	Date	Sections Revised	Description
1.0	11-17-2025		Document Prepared
1.1	12-17-2025		Updated Logo
1.2	01-23-2026		Added "Unit Cost by Location Enhancement"

Contents

- 1. ACUMENS FREIGHT, DUTIES & TARIFFS APP..... 4**
- 2. TARIFF SETUP..... 5**
  - 2.1 Tariff Filters ..... 5
  - 2.2 Filter Values ..... 6
  - 2.3 Item Tariff Setup ..... 7
  - 2.4 Tariff Rate Setup ..... 7
  - 2.5 Copy Tariff Rate..... 8
- 3. TARIFF CALCULATION..... 10**
  - 3.1 Process Charge Invoice ..... 10
- 4. UNIT COST BY LOCATION ENHANCEMENT ..... 17**
  - 4.1 Prerequisite – Post Transfer Orders ..... 17
  - 4.2 Process Charge Invoice for Transfer Shipment..... 18

## 1. ACUMENS FREIGHT, DUTIES & TARIFFS APP

Acumens Freight, Duties & Tariffs App enhances and simplifies freight, duty, and tariff computation within Microsoft Dynamics 365 Business Central. It enables businesses to automatically calculate import duties and related charges based on configurable rules, ensuring accuracy, consistency, and compliance with national and regional tariff structures.

Below are the features included in this app;

### ✓ **Tariff Management**

This feature provides a flexible, rule-based framework for defining, calculating, and applying tariffs using dynamic filters and rates based on quantity or value, ensuring accurate and automated tariff application across transactions.

#### ***Dynamic Tariff Setup Filters***

Define a set of dynamic tariff filters—such as country, region, product type, supplier category, item classification, or any other relevant criteria—that determine how tariffs should be applied. The system supports up to eight configurable filters, allowing the business to create highly granular and flexible tariff structures.

#### ***Tariff Rate Setup per Filter***

Configure tariff rates for each unique combination of the defined filters. Using the eight available filters, you can create targeted filter options and assign a specific tariff rate to each. This ensures that the system automatically applies the correct rate based on the transaction and item attributes, supporting accurate and flexible tariff calculations.

#### ***Tariff Rate Setup Based on Value or Quantity***

You can configure tariff rates to be calculated either as a percentage of the item quantity or as a percentage of the total inventory value for the selected document. This allows you to apply tariffs flexibly depending on the nature of the items being processed—whether the charge should be driven by how many units are involved or by the overall value of the inventory.

### ✓ **Unit Cost by Location Enhancement**

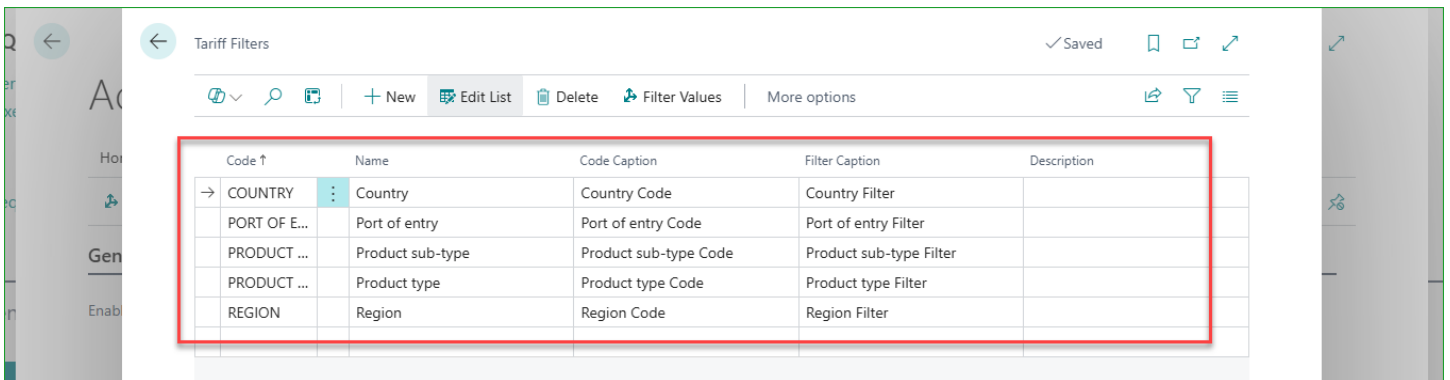
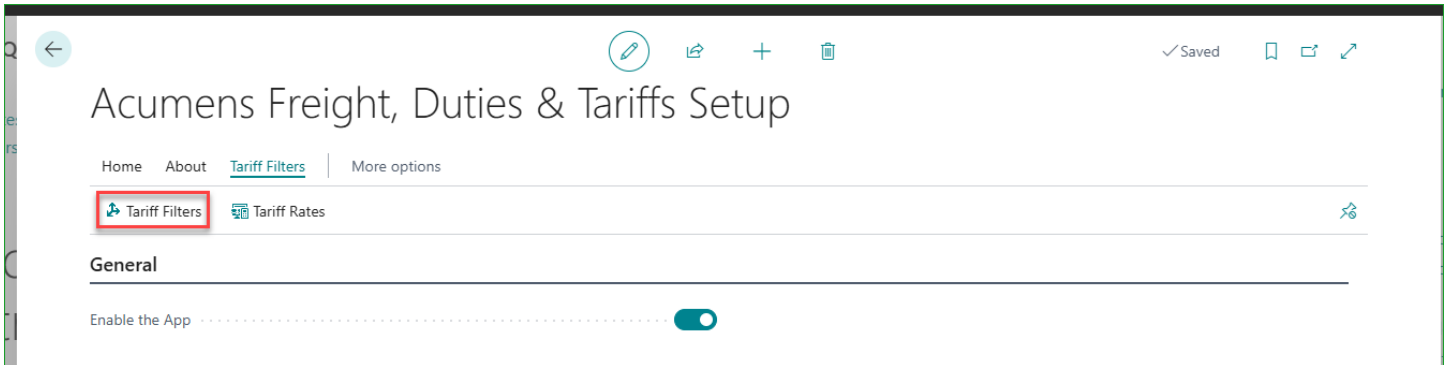
This feature improves inventory cost accuracy by allowing purchase charges to be assigned to **Transfer Shipment Lines**. This ensures that additional costs incurred during transfers are correctly included in the unit cost at the destination location, providing more accurate valuation, better cost tracking across locations, and improved financial reporting.

## 2. TARIFF SETUP

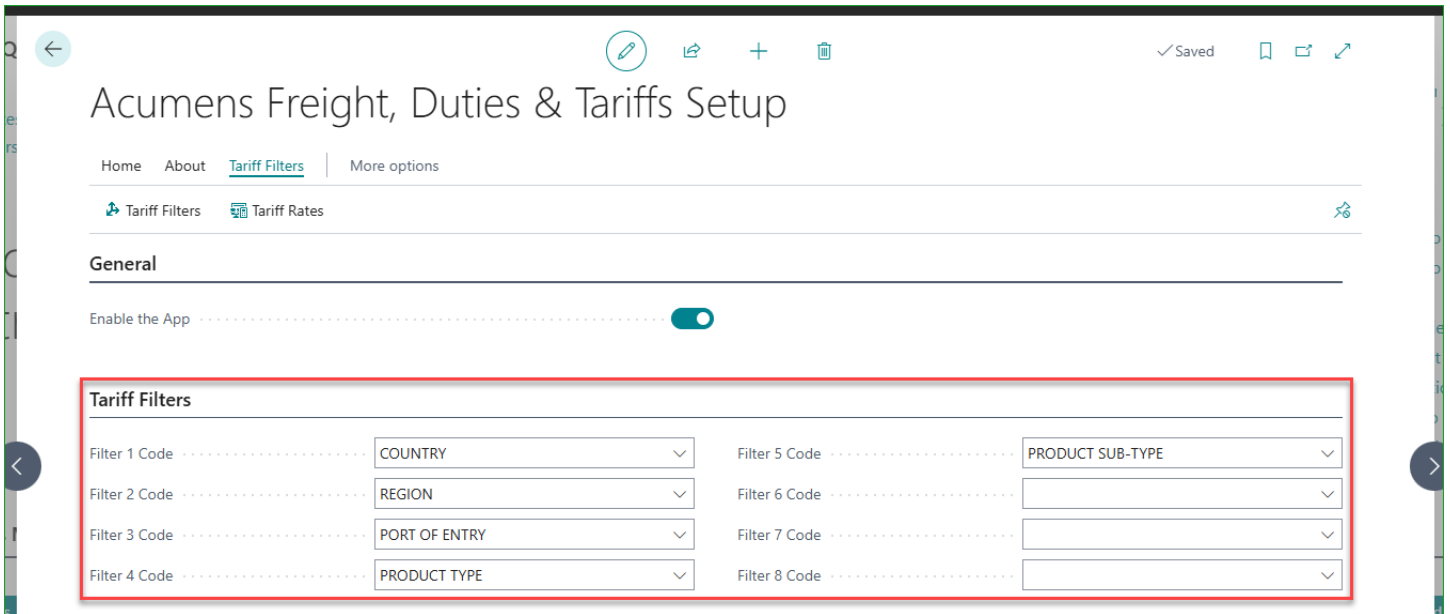
Tariff filters and filter values are defined in one place and then used in items and tariff rate setups.

### 2.1 Tariff Filters

You can define up to 8 different levels of filters then specify the specific filter numbers that they occupy. In the Acumens Freight, Duties & Tariffs App page, go to Tariff Filters and define the possible filters that'll determine how tariffs will be calculated.

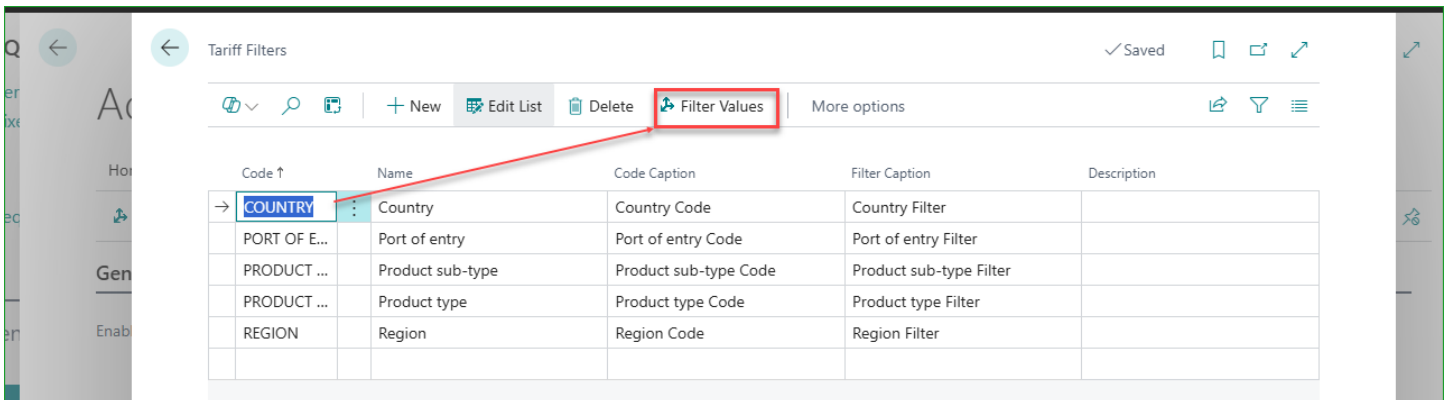
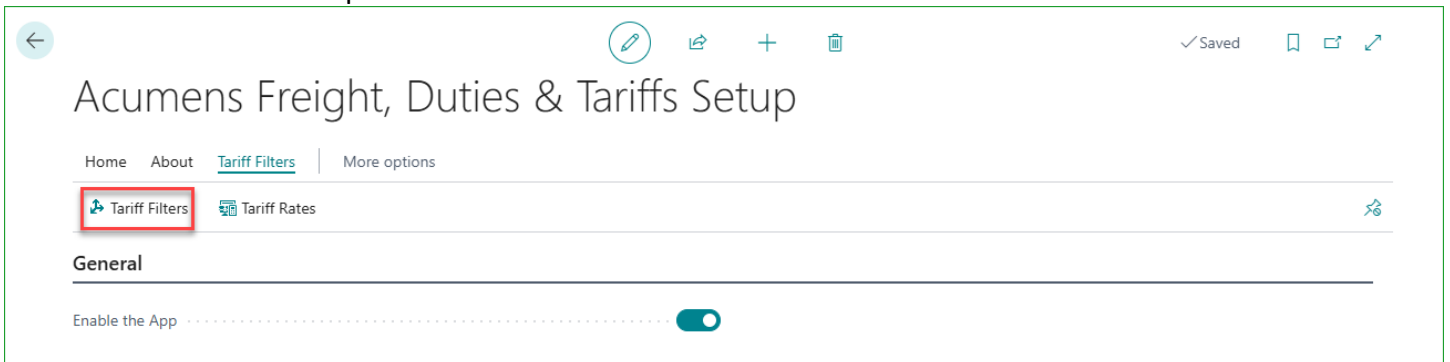


In the app setup page, select codes applicable to each filter number.

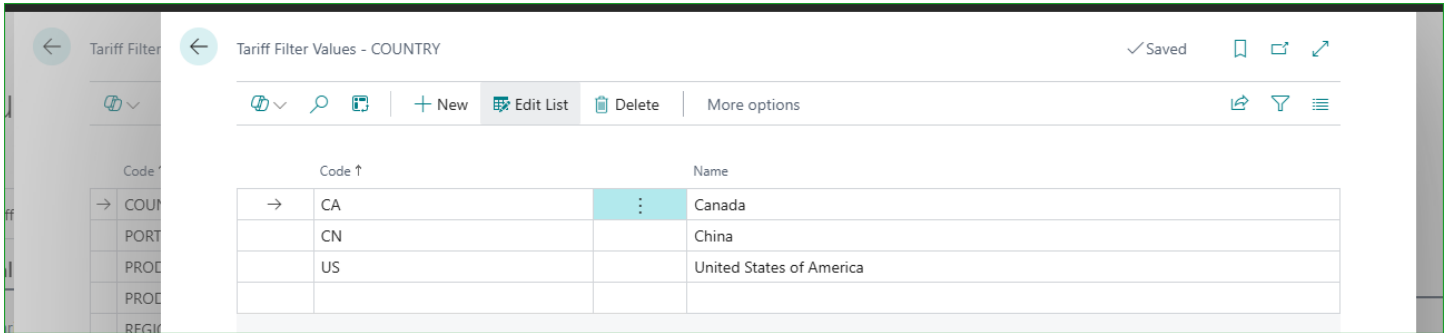


## 2.2 Filter Values

Each defined tariff filter can have multiple filter values. These values are looked up when using the filter to define setups in items and tariff rate setups.

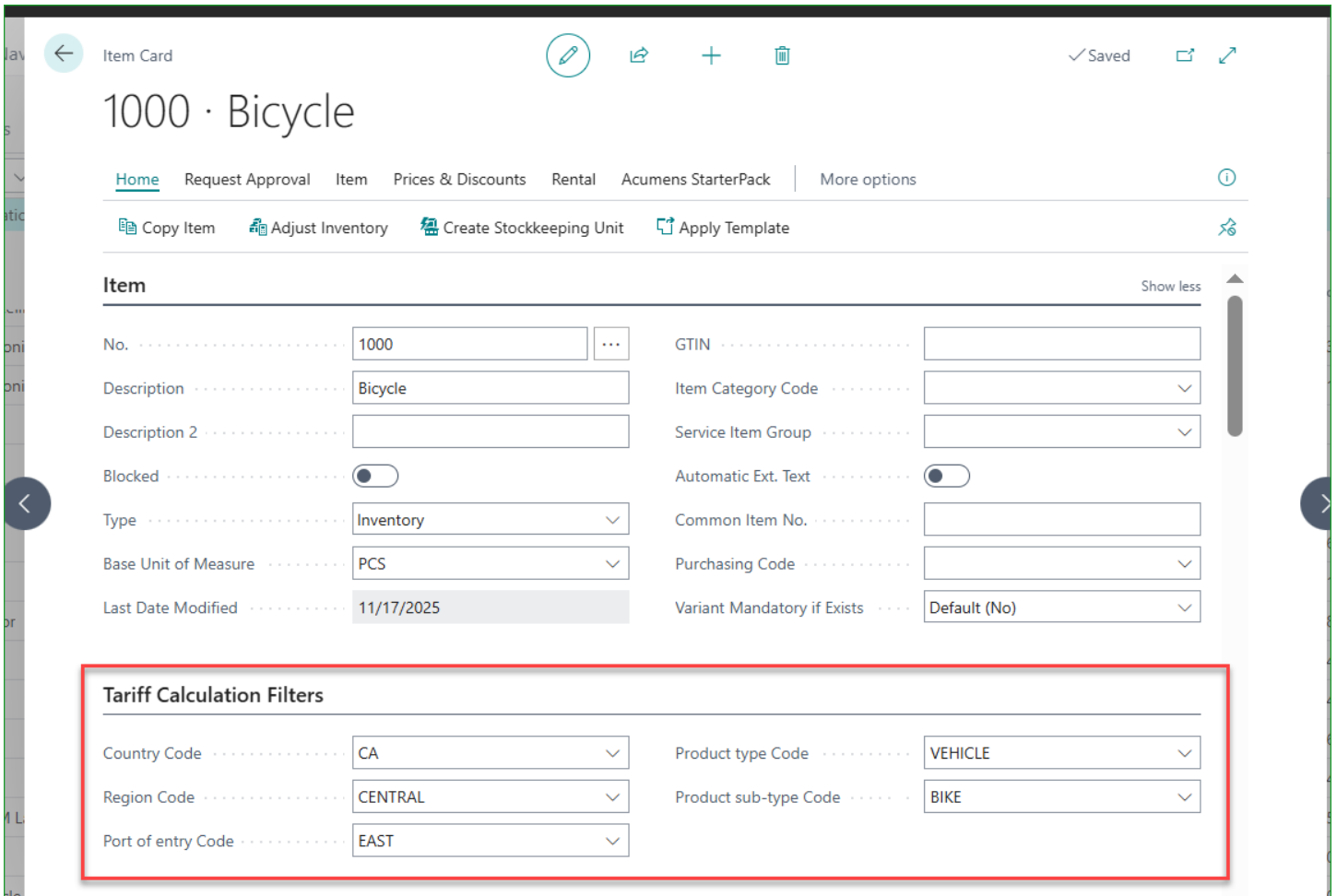


Define values for each filter.



## 2.3 Item Tariff Setup

With filters and filter values set, classify items into different filter group combinations. Select the applicable filter value for each filter field on the item card.



## 2.4 Tariff Rate Setup

Define different tariff rates for the defined tariff filters. Set the rate either as a percentage or a fixed amount per quantity or value of items in a document.

Acumens Freight, Duties & Tariffs Setup

Home About **Tariff Filters** More options

Tariff Filters **Tariff Rates**

General

Enable the App

Define the start and end dates if applicable – this especially useful when the tariffs change from one period to another. Leave blank if the rates are applicable throughout.

Entry No. ↑	Description	Start Date	End Date	Country Code	Region Code	Port of entry Code	Product type Code	Product sub-type Code	Priority	Rate By	Rate Type	Rate	Rate Text	Bloc...
1	Rate 1	11/17/2025		CA	CENTRAL	EAST	ELECTRONICS	MOBILE PHO...	0	Value	Percentage	10.00	10.00% / \$	<input type="checkbox"/>
2	Rate 2	11/1/2025		CN	CENTRAL	NORTH	VEHICLE	SUV	0	Quantity	Amount	100.00	\$100.00 / unit	<input type="checkbox"/>

## 2.5 Copy Tariff Rate

If the rates come to an end or you wish to create almost similar rates in terms of filters, you can easily select and copy an existing rate then change the dates and rates. Go to the **Tariff Rate Setup** page, select the desired rate(s) then click **Copy Rates**.

Entry No. ↑	Description	Start Date	End Date	Country Code	Region Code	Port of entry Code	Product type Code	Product sub-type Code	Priority	Rate By	Rate Type	Rate	Rate Text	Bloc...
1	Rate 1	11/17/2025		CA	CENTRAL	EAST	ELECTRONICS	MOBILE PHO...	0	Value	Percentage	10.00	10.00% / \$	<input type="checkbox"/>
2	Rate 2	11/1/2025		CN	CENTRAL	NORTH	VEHICLE	SUV	0	Quantity	Amount	100.00	\$100.00 / unit	<input type="checkbox"/>

Define the new tariff dates, most importantly the start date.

Entry No. ↑	Description	Start Date	End Date	Country Code	Region Code	Port of entry Code	Product type Code	Product sub-type Code	Priority	Rate By	Rate Type	Rate	Rate Text	Bloc...
1	Rate 1	11/17/2025		CA	CENTRAL	EAST	ELECTRONICS	MOBILE PHO...	0	Value	Percentage	10.00	10.00% / \$	<input type="checkbox"/>
2	Rate 2	11/1/2025		CN	CENTRAL	NORTH	VEHICLE	SUV	0	Quantity	Amount	100.00	\$100.00 / unit	<input type="checkbox"/>

**Set New Tariff Dates**

Start Date ..... 11/18/2025


End Date .....

A new tariff rate is created. The copied entry is updated to end the day before the new start date. You can copy multiple rates.

Tariff Rate Setup ✓ Saved

⌵ 🔍 📄 + New 🗑 Edit List 🗑 Delete 📄 Copy Rates More options

Entry No.↑	Description	Start Date	End Date	Country Code	Region Code	Port of entry Code	Product type Code	Product sub-type Code	Priority	Rate By	Rate Type	Rate	Rate Text
1	Rate 1	11/17/2025		CA	CENTRAL	EAST	ELECTRONICS	MOBILE PHO...	0	Value	Percentage	10.00	10.00% / \$
→ 2	Rate 2	11/1/2025	11/17/2025	CN	CENTRAL	NORTH	VEHICLE	SUV	0	Quantity	Amount	100.00	\$100.00 / unit
3	Rate 2	11/18/2025		CN	CENTRAL	NORTH	VEHICLE	SUV	0	Quantity	Amount	100.00	\$100.00 / unit

 New tariff created successfully!

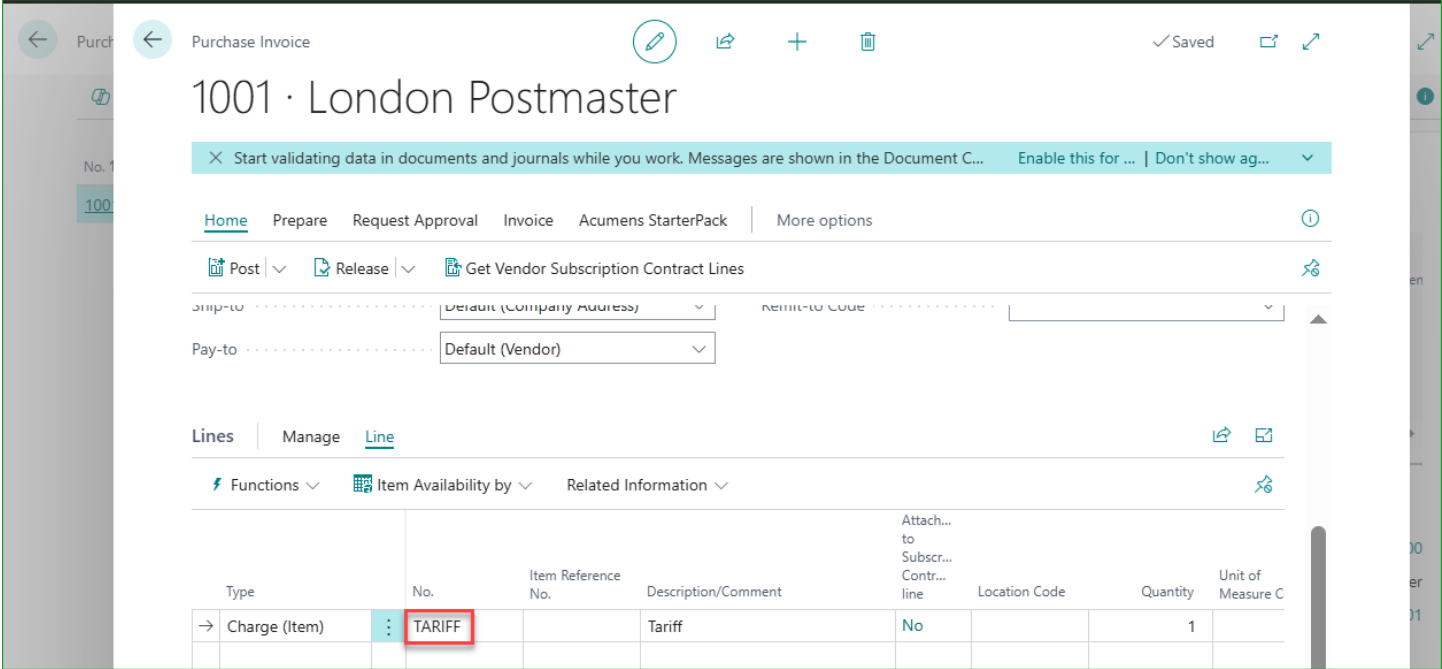
OK

### 3. TARIFF CALCULATION

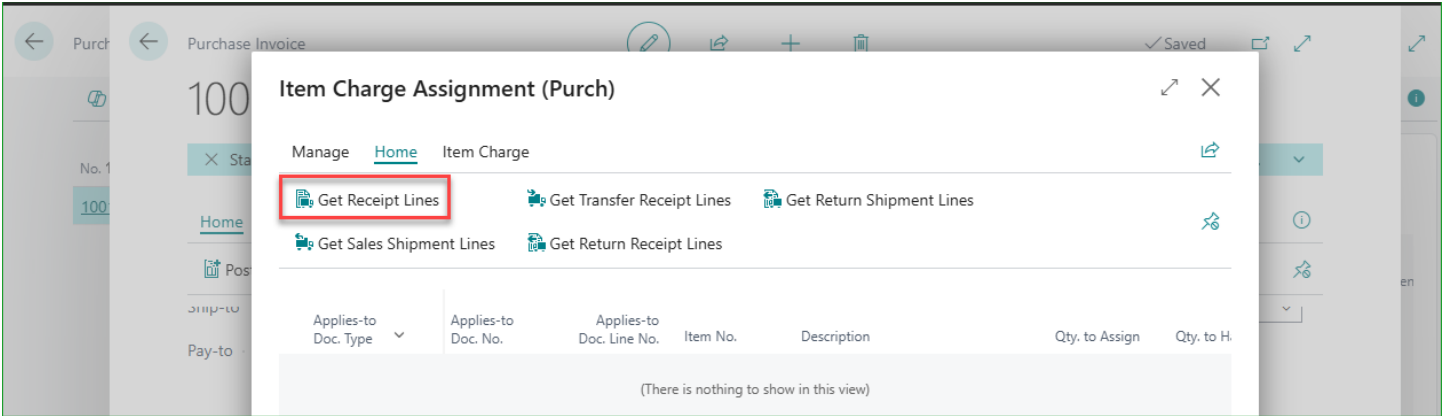
To compute tariffs, create a charge purchase invoice, select TARIFF as the item charge, then perform item charge assignment.

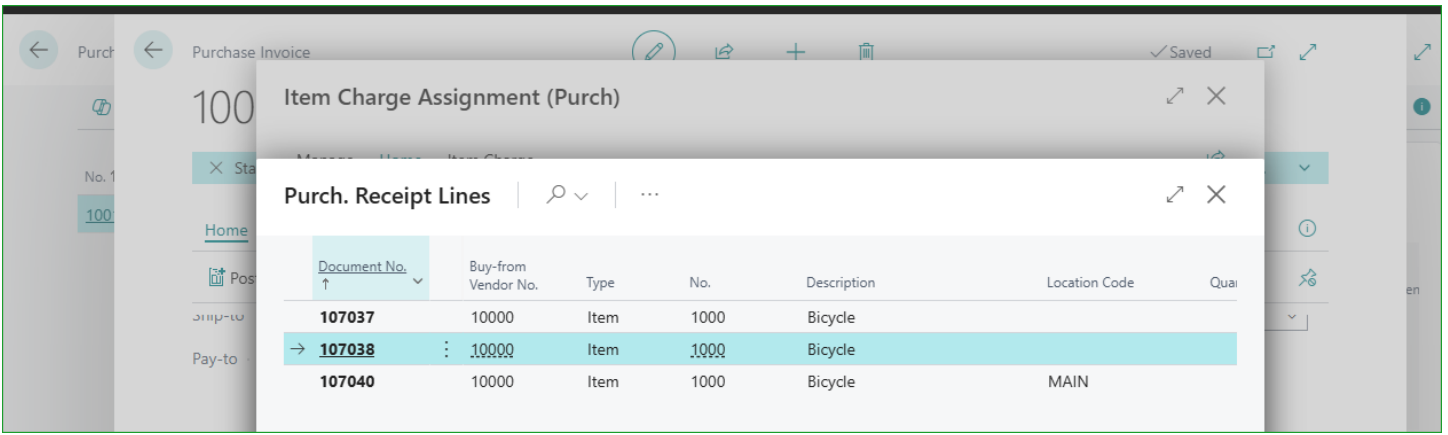
#### 3.1 Process Charge Invoice

Select TARIFF item, then set quantity to 1.

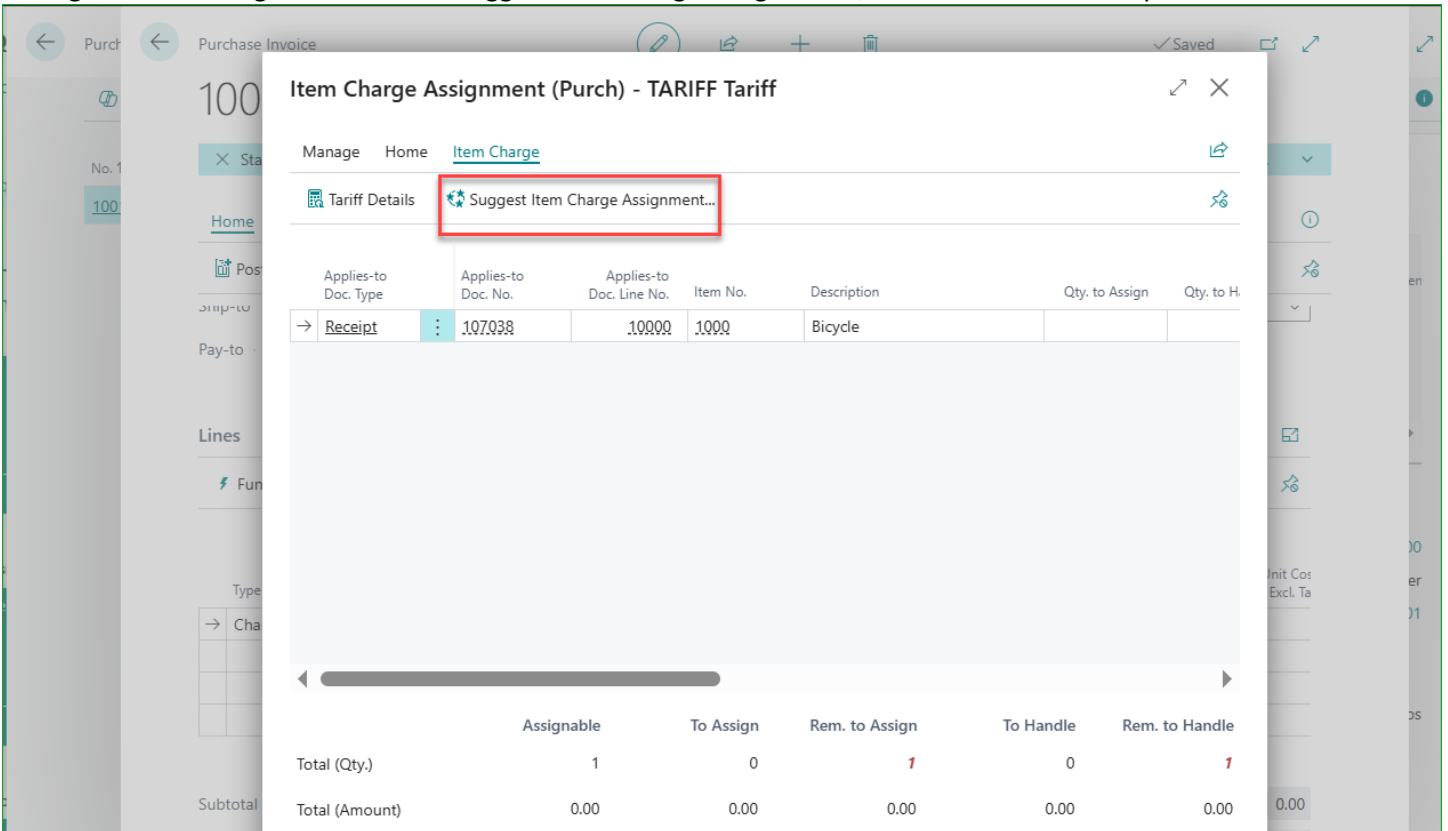


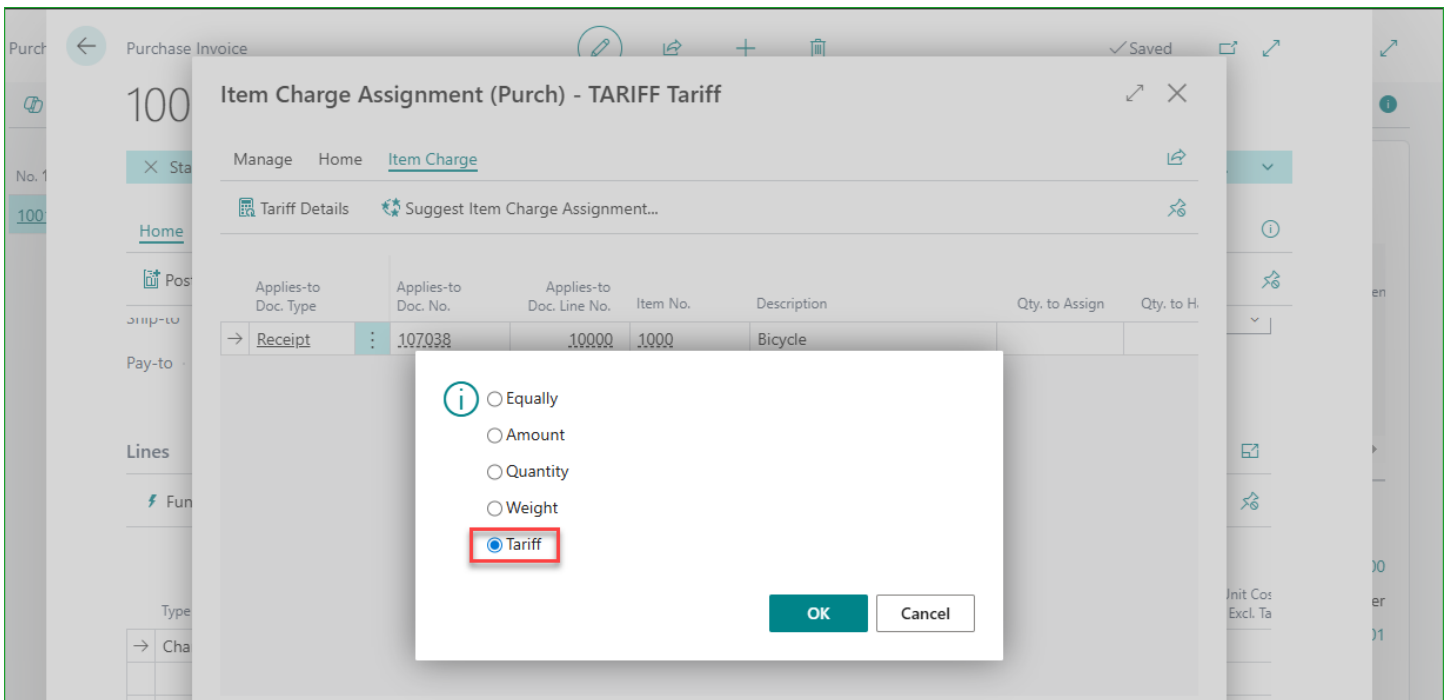
On the item charge assignment page, select the desired receipt lines.



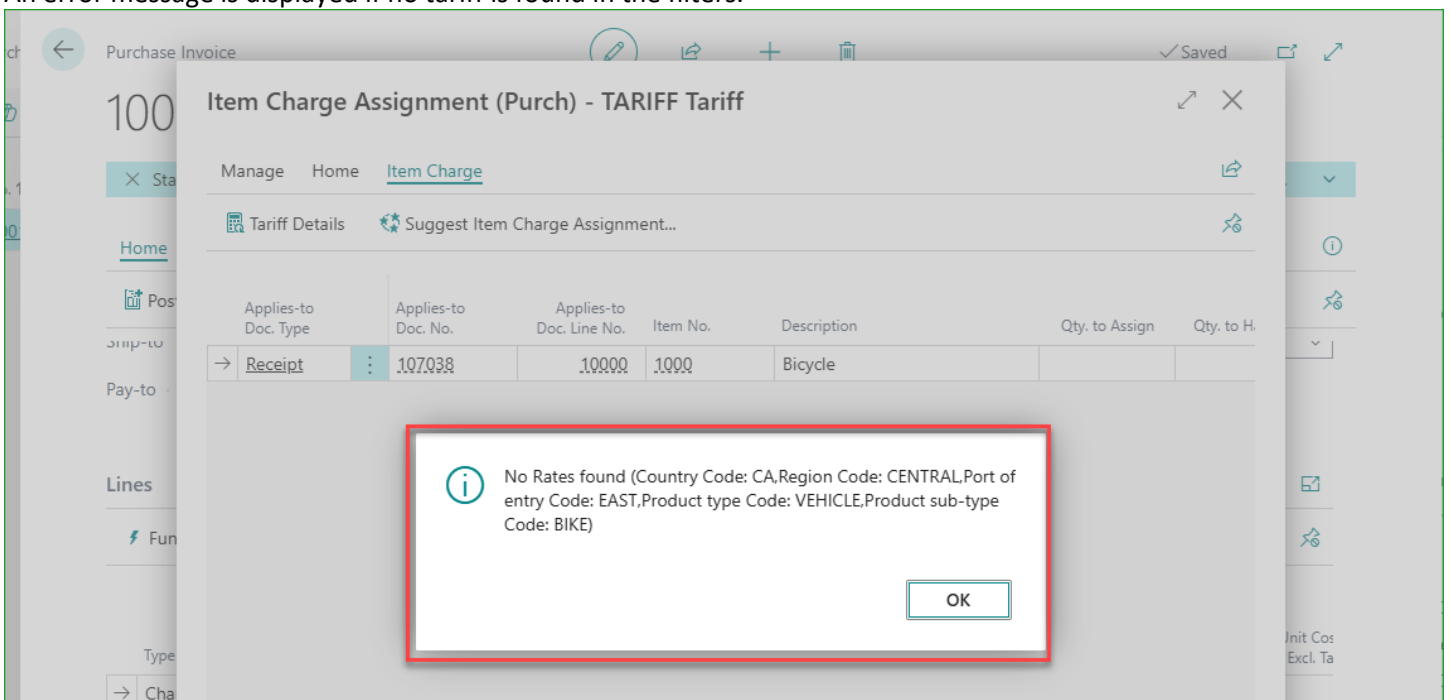


Then go to Item Charge tab and click "Suggest Item Charge Assignment", then select the Tariff option.

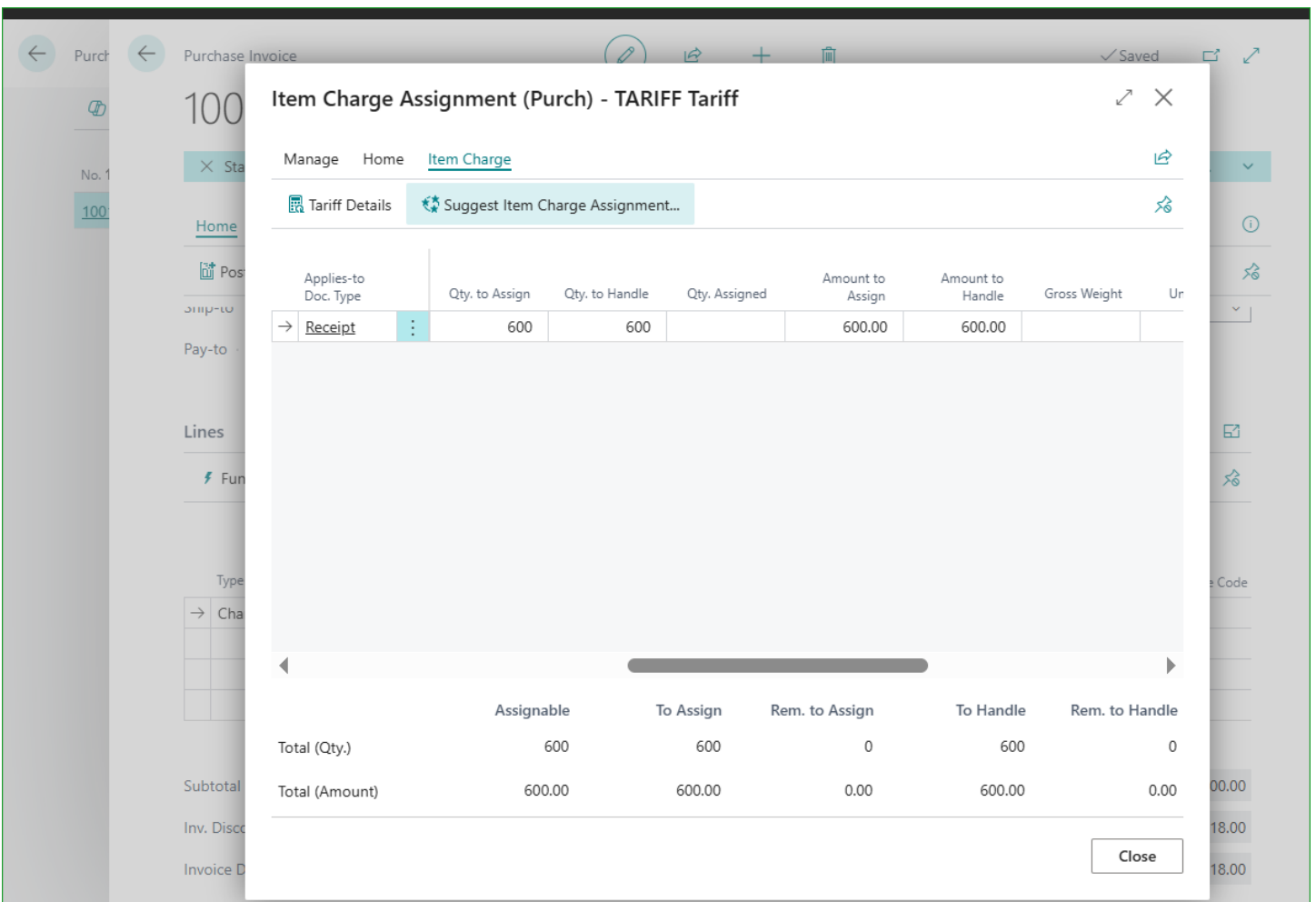
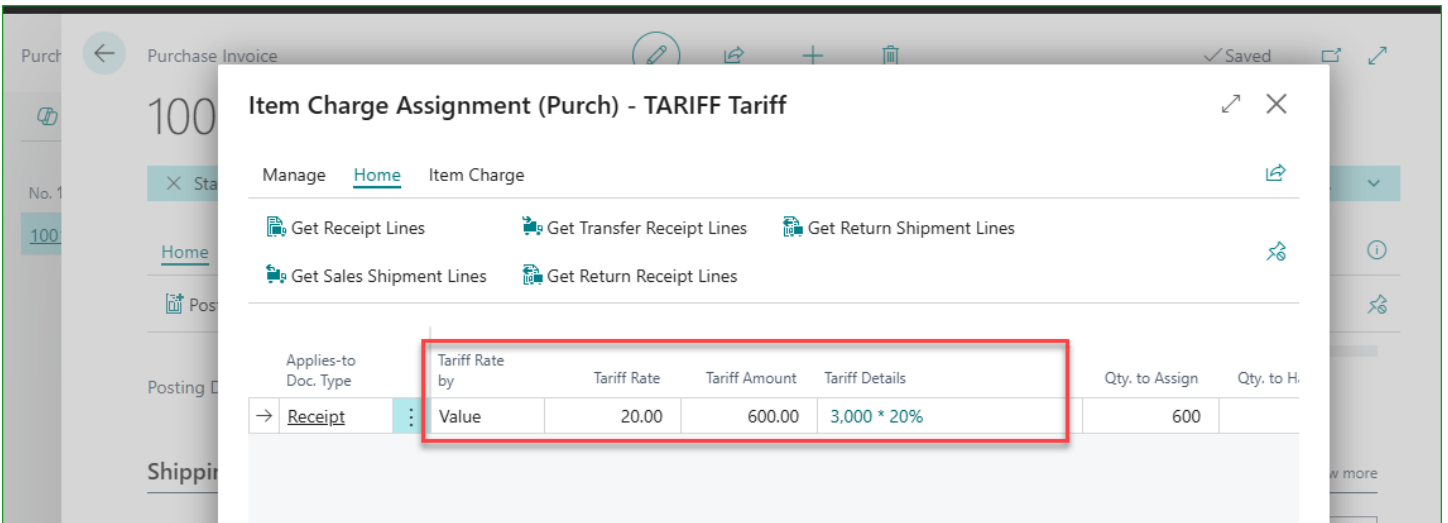




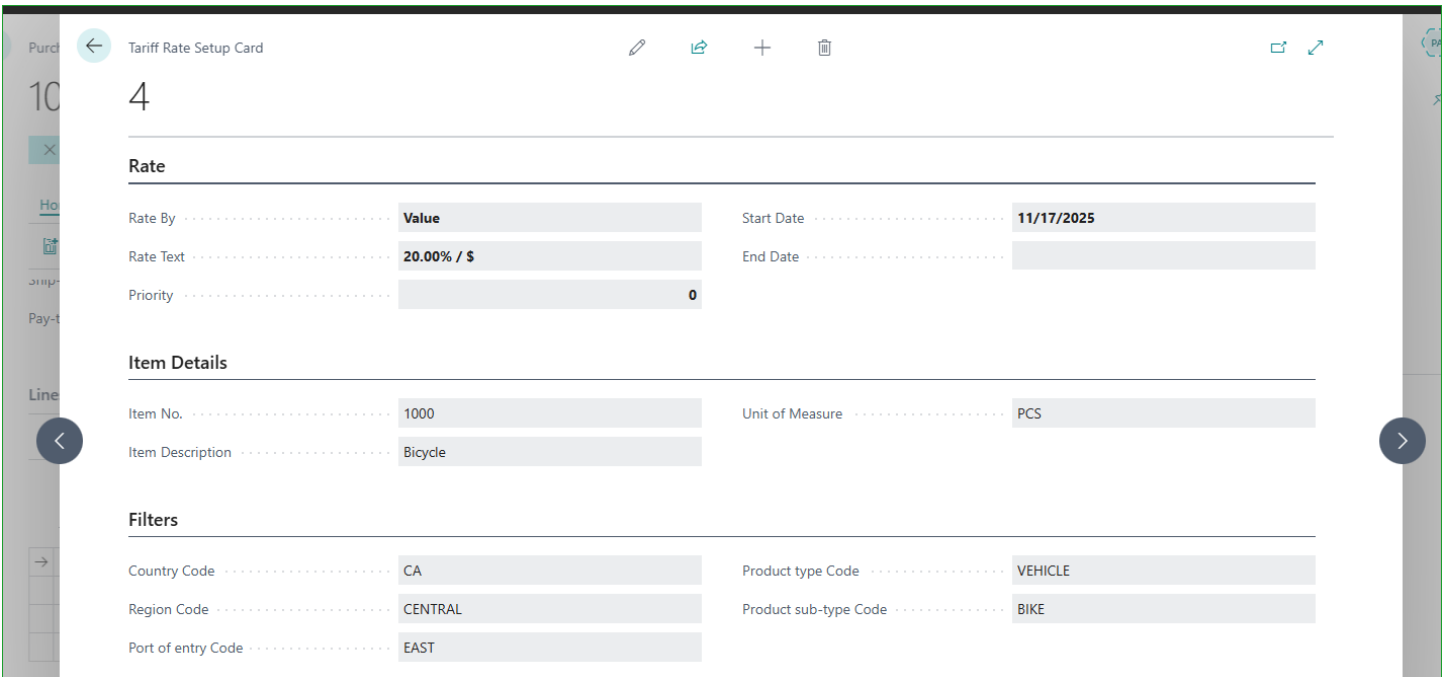
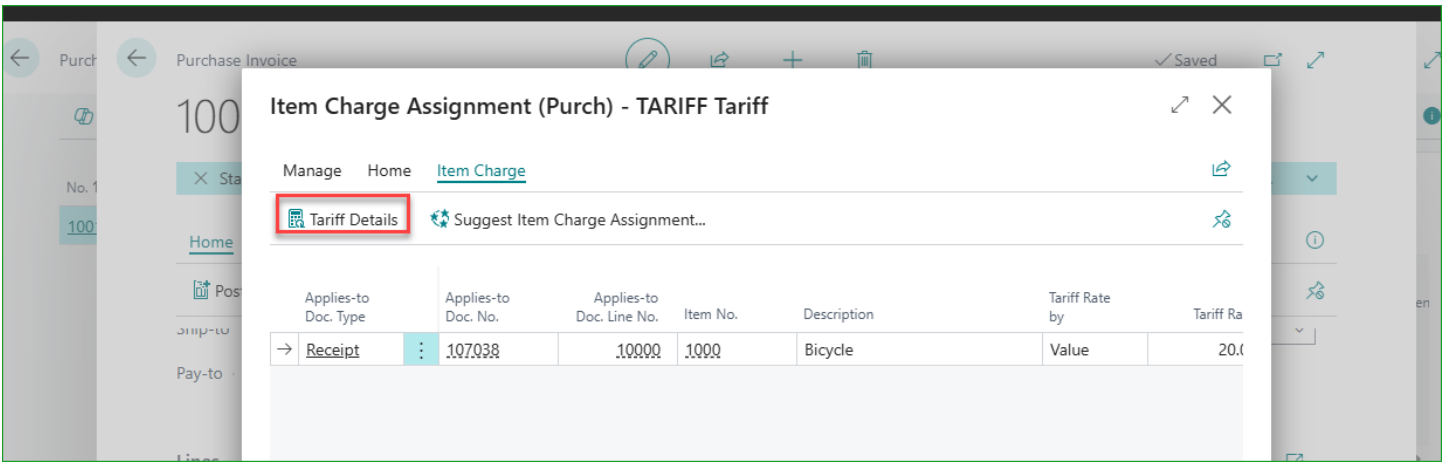
An error message is displayed if no tariff is found in the filters.



If a tariff setup entry is found, the tariff amount will be computed based on the setups configured on the item and the tariff rate setup page. The quantity and amount to assign fields will be updated automatically.



Click the "Tariff Details" card to view the details of the applied tariff.



Update any other relevant fields then post the charge invoice. Then drill down to the Value Entries of the applied receipt to see the calculated and posted tariff.

Purchase Invoice

# 1001 · London Postmaster

Start validating data in documents and journals while you work. Messages are shown in the Document C... Enable this for ... | Don't show ag...

Home Prepare Request Approval Invoice Acumens StarterPack More options

Post Release Get Vendor Subscription Contract Lines

Ship-to: Default (Company Address) Permit-to Code:   
 Pay-to: Default (Vendor)

Lines Manage Line

Functions Item Availability

Type	No.	No.	Description/Comment	line	Location Code	Quantity	Unit of Measure Code
→ Charge (Item)	:	TARIFF	Tariff	No		600	

Subtotal Excl. Tax (USD) 600.00 Total Excl. Tax (USD) 600.00  
Inv. Discount Amount (USD) 0.00 Total Tax (USD) 0.00  
Invoice Discount % 0 Total Incl. Tax (USD) 600.00

Do you want to post the invoice?

Yes No

Purchase Invoice

# 1001 · London Postmaster

Start validating data in documents and journals while you work. Messages are shown in the Document C... Enable this for ... | Don't show ag...

Home Prepare Request Approval Invoice Acumens StarterPack More options

Post Release Get Vendor Subscription Contract Lines

Ship-to: Default (Company Address) Permit-to Code:   
 Pay-to: Default (Vendor)

Lines Manage Line

Functions Item Availability

Type	No.	No.	Description/Comment	line	Location Code	Quantity	Unit of Measure Code
→ Charge (Item)	:	TARIFF	Tariff	No		600	

The invoice is posted as number 108040 and moved to the Posted Purchase Invoices window.

Do you want to open the posted invoice?

Yes No

Item Ledger Entries

Find entries... Entry Order Tracking Application Worksheet Automate Fewer options

Applied Entries Reservation Entries Dimensions Set Dimension Filter... Value Entries

Posting Date	Entry Type	Document Type	Document No.	Item No.	Location Code	Quantity	Invoiced Quantity	Cost
4/4/2025	Purchase	Purchase Receipt	107038	1000		1	1	
4/4/2025	Sale	Sales Shipment	S102005	1000	BLUF	-1	-1	

Value Entries

Find entries... Entry More options

Posting Date	Item Ledger Entry Type	Entry Type	Adj...	Document Type	Document No.	Item Charge No.	Description	Sales Amount (Actual)	Cost Amount (Expected)	Cost Amount (Actual)	Cost Amount (Non-Invbl)	Cost Posted to G/L	Item Ledger Entry Quantity	Valued Quantity	Invoiced Quantity
4/3/2025	Purchase	Direct Cost	<input type="checkbox"/>	Purchase In...	108040	TARIEF	Tariff	0.00	0.00	600.00	0.00	0.00	0	1	0
4/4/2025	Purchase	Variance	<input type="checkbox"/>	Purchase In...	108037			0.00	0.00	-2,649.41	0.00	0.00	0	1	0
4/4/2025	Purchase	Direct Cost	<input type="checkbox"/>	Purchase In...	108037			0.00	0.00	3,000.00	0.00	0.00	1	1	1

## 4. UNIT COST BY LOCATION ENHANCEMENT

When processing transfer orders, the transfer shipment is processed at the source destination's unit cost, without taking into consideration transfer costs. This feature allows updating of these costs in the new location.

### 4.1 Prerequisite – Post Transfer Orders

Create and post transfer orders to create posted shipment entries.

The image shows two screenshots from the SAP system. The top screenshot displays a 'Transfer Order' for item 1038. The 'General' tab is active, showing fields for 'Transfer-from Code' (MAIN), 'Transfer-to Code' (CA), 'Posting Date' (1/15/2026), and 'Status' (Open). The 'Lines' table below shows one line item: 'MEXICO Swivel Chair, black' with a quantity of 2. The bottom screenshot shows the 'Posted Transfer Shipment' for the same item, with a shipment ID of 108016. The 'General' tab shows 'Transfer Order No.' (1038) and 'Posting Date' (1/15/2026). The 'Lines' table includes columns for 'Transfer Unit Cost' and 'Transfer Amount', with values 149.12 and 298.23 respectively for the 'MEXICO Swivel Chair, black' line item. Red boxes highlight the shipment ID '108016' and the unit cost/amount values in the bottom screenshot.

**Transfer Order 1038**

Process Posting Release Prepare Print/Send Order More options

**General** Show less

Transfer-from Code: MAIN Department Code: [ ]  
Transfer-to Code: CA Customergroup Code: [ ]  
Direct Transfer:  Assigned User ID: [ ]  
In-Transit Code: [ ] Status: Open  
Posting Date: 1/15/2026 Sales Order Number: [ ]

**Lines** Manage Functions Line Fewer options

Item No.	Description	Quantity	Reserved Quantity Inbnd.	Reserved Quantity Shipped	Reserved C
→ 1968-S	MEXICO Swivel Chair, black	2	-	-	

**Posted Transfer Shipment 108016**

Process Shipment More options

**General** Show more

No.: 108016 In-Transit Code: [ ]  
Transfer-from Code: MAIN Transfer Order No.: 1038  
Transfer-to Code: CA Transfer Order Date: 1/15/2026  
Direct Transfer:  Posting Date: 1/15/2026

**Lines** Manage Line Fewer options

Item No.	Description	Quantity	Unit of Measure Code	Transfer Unit Cost	Transfer Amount	Shipping Time	Custom Trar Number
→ 1968-S	MEXICO Swivel Chair, black	2	PCS	149.12	298.23		

Item Ledger Entries

Process Entry Automate Fewer options

Find entries... Order Tracking Application Worksheet

Posting Date	Entry Type	Document Type	Document No.	Item No.	Location Code	Quantity	Invoiced Quantity	Cost Amount (Actual)	Department Code	Description
1/15/2026	Transfer	Transfer Receipt	109014	1968-S	CA	2	2	298.20		
1/15/2026	Transfer	Transfer Receipt	109014	1968-S		-2	-2	-298.20		
1/15/2026	Transfer	Transfer Shipment	108016	1968-S		2	2	298.20		
1/15/2026	Transfer	Transfer Shipment	108016	1968-S	MAIN	-2	-2	-298.20		

## 4.2 Process Charge Invoice for Transfer Shipment

Create a charge invoice, then go to Item Charge Assignment and select the new "Transfer Shipment Lines" option.

Purchase Invoice

107219 · Fabrikam, Inc.

Process Posting Release Prepare Request Approval Invoice Acumens Vendor Rebate Acumens StarterPack Acumens Procure-to-Pay Acumens Document

Posting Date 1/15/2026

Acumens Document Approvals

Approval Status New Status

Shipping and Payment >

Acumens Vendor Rebate >

Lines Manage Line Show Lines with Issues Fewer options

Type	No.	Item Reference No.	Description/Comment	Attach... to Subscr... Contr... line	Location Code	Quantity	Unit of Measure Code	Direct Unit Cost Excl. Tax
→ Charge (Item)	P-FREIGHT		Misc. Freight Charge (Purch.)	No		1		20.00

Purchase Invoice 1077

Item Charge Assignment (Purch)

Manage Suggest Item Charge Assignment... Get Receipt Lines Get Sales Shipment Lines

Get Transfer Receipt Lines  
**Get Transfer Shipment Lines**  
 Get Return Receipt Lines  
 Get Return Shipment Lines

Applies-to Doc. Type Applies-to Doc. No. Applies-to Doc. Line No. Item No. Description Assign Qty. to H.

(There is nothing to show in this view)

	Assignable	To Assign	Rem. to Assign	To Handle	Rem. to Handle
Total (Qty.)	1	0	1	0	1
Total (Amount)	20.00	0.00	20.00	0.00	20.00

Select the desired shipment line(s)

Purchase Invoice 107

### Item Charge Assignment (Purch)

Posted Transfer Shipment Lines

Document No. ↑	Item No.	Description	Quantity	Unit of Measure	Shipment Date
108004	1906-S	ATHENS Mobile Pedestal	10	Piece	10/20/20.
108005	1906-S	ATHENS Mobile Pedestal	1	Piece	11/11/20.
108006	1968-S	MEXICO Swivel Chair, black	1	Piece	4/4/2024
108007	1968-S	MEXICO Swivel Chair, black	3	Piece	4/4/2024
108008	1900-S	PARIS Guest Chair, black	2	Piece	11/11/20.
108009	1900-S	PARIS Guest Chair, black	2	Piece	11/11/20.
108010	1896-S	ATHENS Desk	1	Piece	11/11/20.
108011	1000-000	1000-000 Bottom Frame	5	Piece	11/11/20.
108012	1968-S	MEXICO Swivel Chair, black	2	Piece	1/15/202
108013	1968-S	MEXICO Swivel Chair, black	2	Piece	1/15/202
108014	1968-S	MEXICO Swivel Chair, black	2	Piece	1/15/202
108015	1968-S	MEXICO Swivel Chair, black	3	Piece	1/15/202
→ 108016	: 1968-S	MEXICO Swivel Chair, black	2	Piece	1/15/202

OK Cancel

Suggest item charges.

Purchase Invoice 107

### Item Charge Assignment (Purch) - P-FREIGHT Misc. Freight Charge (Purch.)

Manage ⚙️ Suggest Item Charge Assignment... 📄 Get Receipt Lines 🚚 Get Sales Shipment Lines ...

Applies-to Doc. Type	Applies-to Doc. No.	Applies-to Doc. Line No.	Item No.	Description	Qty. to Assign	Qty. to H.
→ Transfer Sh...	: 108016	10000	1968-S	MEXICO Swivel Chair, black		

Purchase Invoice 107

Item Charge Assignment (Purch) - P-FREIGHT Misc. Freight Charge (Purch.)

Manage Suggest Item Charge Assignment... Get Receipt Lines Get Sales Shipment Lines

Applies-to Doc. Type	Applies-to Doc. No.	Applies-to Doc. Line No.	Item No.	Description	Qty. to Assign	Qty. to H.
→ Transfer Sh...	108016	10000	1968-S	MEXICO Swivel Chair, black	1	

	Assignable	To Assign	Rem. to Assign	To Handle	Rem. to Handle
Total (Qty.)	1	1	0	1	0
Total (Amount)	20.00	20.00	0.00	20.00	0.00

Post the charge invoice.

Check the item ledger entries and the related value entries – the destination location costs are updated accordingly.

Item Ledger Entries

Process Entry Automate Fewer options

Find entries... Order Tracking Application Worksheet

Posting Date	Entry Type	Document Type	Document No.	Item No.	Location Code	Quantity	Invoiced Quantity	Cost Amount (Actual)	Department Code	Description
1/15/2026	Transfer	Transfer Receipt	109014	1968-S	CA	2	2	318.20		
1/15/2026	Transfer	Transfer Receipt	109014	1968-S		-2	-2	-318.20		
1/15/2026	Transfer	Transfer Shipment	108016	1968-S		2	2	318.20		
1/15/2026	Transfer	Transfer Shipment	108016	1968-S	MAIN	-2	-2	-298.20		

Value Entries

Process Entry More options

Posting Date	Item Ledger Entry Type	Entry Type	Adj...	Document Type	Document No.	Item Charge No.	Description	Sales Amount (Actual)	Cost Amount (Expected)	Cost Amount (Actual)	Cost Amount (Non-Invntbl.)	Cost Posted to G/L	Item Ledger Entry Quantity	Valued Quantity	Invoiced Quantity
1/15/2026	Transfer	Direct Cost	<input checked="" type="checkbox"/>	Transfer Re...	109014			0.00	0.00	20.00	0.00	20.00	0	2	0
1/15/2026	Transfer	Direct Cost	<input type="checkbox"/>	Transfer Re...	109014			0.00	0.00	298.20	0.00	298.20	2	2	2